



CASCAIS  
2030

SUSTAINABLE  
DEVELOPMENT  
GOALS

CASCAIS AND THE 2030 AGENDA  
FOR SUSTAINABLE DEVELOPMENT

# **VOLUNTARY LOCAL REVIEW OF PROGRESS TOWARDS THE SUSTAINABLE DEVELOPMENT GOALS IN CASCAIS**

**Title**

CASCAIS AND THE 2030 AGENDA FOR SUSTAINABLE DEVELOPMENT  
VOLUNTARY LOCAL REVIEW OF PROGRESS TOWARDS THE SUSTAINABLE DEVELOPMENT GOALS IN CASCAIS

**Produced by**

Câmara Municipal de Cascais

**In cooperation with**

Systemic

**Data supplied by**

Divisão de Transição Ambiental e Desenvolvimento Sustentável - CMCascais

**Edition**

2024

# Table of Contents

<b>About Cascais</b>	<b>2</b>
<b>Cascais in numbers</b>	<b>3</b>
<b>Letter from the Mayor</b>	<b>4</b>
<b>Executive nummary</b>	<b>7</b>
<b>1 The role of municipalities in achieving Sustainable Development</b>	<b>8</b>
<b>2 Our SDG journey</b>	<b>10</b>
2.1 Localization	12
2.1.1 What have been done	12
2.1.2 What we are currently doing	14
2.2 Initiatives 2023	17
<b>3 Where we are today (2023)</b>	<b>22</b>
3.1 The SDG Bbalance Sheet	23
3.2 City Council Meetings	25
3.3 Projects with co-financed funds	26
3.4 Financial allocations	27
<b>4 Work Developed by thematic area</b>	<b>29</b>
4.1 Education	30
4.2 Mobility and Transports	30
4.3 Environment	32
<b>5 Our commitment to the future</b>	<b>36</b>
Index for Figures and Tables	39

# About Cascais

Cascais is a coastal town in the Lisbon district of Portugal, located on the Portuguese Riviera. With a total of 214.124 inhabitants in an area of 97,40 km<sup>2</sup>, it is located just 30 km from Lisbon.

It is located between the Sintra and the Atlantic Ocean, and is bordered to the north, by the municipality of Sintra, to the south and west by the ocean, and to the east by the municipality of Oeiras.

Administratively, the municipality is divided into 4 parishes, with municipal authority vested in the Cascais Municipal Council (CMC): Alcabideche parish, Carcavelos and Parede parish union, Cascais and Estoril parish union, and São Domingos de Rana parish.

Cascais is a centre of innovation, with a strong commitment to sustainability and environmental quality, reflected in various initiatives and projects aimed at protecting the environment and promoting a healthy and balanced urban life.




# Cascais in numbers



**214 124**  
Population



**86 484**  
Families



**31 037**  
Children and young adults



**53%**  
Women



**47%**  
Man



**97,4km<sup>2</sup>**  
Area



**30km**  
Coastline





## Message from the Mayor

Cascais has been a pioneer in implementing progressive environmental measures, being the first municipality in Portugal to adhere to the United Nations Sustainable Development Goals (SDGs). In recognition of this leadership, the UN Secretary-General sent a letter to Cascais, welcoming its commitment.

Ever since 2017, by adopting the 2030 Agenda for Sustainable Development, the municipality has put environmental issues at the top of its political agenda.

Initiatives such as the comprehensive free public transport program and the expansion of the cycling network, as well the regeneration of urban natural spaces, the cleaning of water streams and the adoption of sustainable agricultural practices demonstrate its commitment to sustainable mobility and carbon neutrality.

The municipality has embarked on a “green revolution” with the aim of encouraging all agents of change to align themselves with a new development model, integrating environmental concerns into all municipal areas, including sustainable tourism.

As a municipality that values both the well-being of its population and the conservation of its resources, Cascais is at the forefront of European cities in terms of environmental sustainability and has been committed to integrating the SDGs into its local policies, initiatives and projects.

Internally, we promote the training and involvement of Cascais city hall employees in integrating the SDGs into their various areas of activity. This process of “Localizing the SDGs” makes it possible to create strategies and action mechanisms that are closer to citizens, encouraging their continuous involvement.

However, the push for sustainability comes not only from the political leadership, but mainly from the local community. This community’s longstanding commitment to sustainability plays a key role in defining Cascais’ environmental agenda and promoting sustainable practices in all areas of urban life.

We are working to make Cascais a better place in 2030 because we want to leave our children a better and fairer world than the one we received. That is our mission and that’s why it’s essential to ensure that the development we promote benefits everyone, without compromising the ability of future generations to meet their own needs.

It is urgent to Re-Think the era in which we live. Re-Humanize the world based on the SDGs, making it more humane and sustainable. Re-Create a world based on compassion, social justice and balance with nature, as Pope Francis’ encyclical *Laudato Si’* tells us. It highlights the urgency of caring for “our common home” by proposing an integral ecology that protects the environment and goes further by restoring human dignity.

In alignment with our commitment to implementing the SDGs, we consider it essential to evaluate our work, expressed in the Voluntary Local Review (VLR), which allows us to monitor and disseminate the results obtained.

Integrating the SDGs into our strategy ensures all sectors in society have an active role building a more resilient and inclusive municipality. An agenda for sustainability is therefore a scientific, moral and humanist requirement.

We have made significant progress, but we recognize that there is still a way to go. Together, we’ll find answers to the biggest challenges, within the new conceptual framework that the SDGs provide.

For Cascais to continue to be the best place to live, study, work and visit, where quality of life, health and well-being are the pillars of this territory, it is essential to ensure that economic and natural capital thrive in a sustainable way, generating wealth and leaving no one behind.

In Cascais, the path is made by walking both with ambition and courage. Our green revolution will not be stopped. The democratization of quality of life, health and well-being is non-negotiable. Because all citizens are part of this project that aims to make Cascais the best place to live for a day, a week or a lifetime. Where no one is left behind.



**Carlos Carreiras**

Mayor of the Municipality of Cascais





# Executive summary

The municipality of Cascais is committed to actively contributing to the achievement of the Sustainable Development Goals (SDGs) as set by the United Nations 2030 Agenda on a path that began in 2017.

Since this year, Cascais City Council has sought to promote projects aligned with the SDGs, demonstrating local commitment to objectives such as quality education, sustainable cities and communities, climate action, justice and effective institutions.

In 2021, a localization project began to understand how the projects, events and actions developed in Cascais contribute to the achievement of the goals set by the UN.

The results achieved allowed the first VLR - a local review report on Cascais' progress towards the sustainable development goals - to be published in 2022.

The metrics defined in 2021 were continuously monitored, which allowed us to assess the municipality's progress towards the commitments made in the areas of education, environment, transport and mobility in promoting sustainable development.

This report covers the actions implemented in subsequent years (2022 and 2023), assessing the impact of the projects developed and supported by Cascais City Council.

By mapping the municipality's performance towards the SDGs, this document provides a critical overview that can guide future strategic actions to accelerate the achievement of the global goals by 2030.



1

# The role of municipalities in achieving Sustainable Development

---

**The Sustainable Development Goals (SDGs)** are a call to action for all countries to promote a sustainable development model. These goals, defined in the United Nations 2030 Agenda and signed by the 193 member states, are further developed in targets and metrics to be achieved by 2030.

The goals are based on five principles: People, Planet, Peace, Prosperity, Partnerships and aim to end poverty, improve health and education, reduce inequalities, combat climate change and stimulate economic growth.<sup>1</sup>

---

The signatory countries have thus committed themselves to defining strategies, implementing plans and monitoring their performance in achieving these goals. To achieve the ambition demanded by the 2030 Agenda, companies and local actors are key agents of change.

Cities and municipalities have an important role to play in achieving the SDGs, since they represent the community and have direct communication mechanisms with the various stakeholders that operate within them that can be used to promote and sustain decisions and partnerships. Their position of contact with national and local actors allows them to understand the needs of citizens and the possibilities for action by governments, creating an important bridge in the co-creation of measures and solutions to promote sustainable development.

In addition, municipal actions have a direct impact on the daily lives of residents and are therefore a key part of the transformation process towards a greener, more humanistic and inclusive society.

*We believe that local governments are transformative agents, very well prepared to connect local communities with global goals and thus play a crucial role in achieving the SDGs.<sup>2</sup>*

<sup>1</sup> <https://ods.pt/ods>

<sup>2</sup> <https://www.cascais.pt/area/cascais-2030>



# 2

## Our SDG journey

### 2.1 Localization

#### 2.1.1 What have been done

#### 2.1.2 What we are currently doing

### 2.2 Initiatives 2023



Creating the website **Cascais 2030** was the first step in the municipality's work towards the SDGs. This first moment declaring the municipality's commitment took place in 2017 by unanimous decision of the City Council. This broad political consensus has been fundamental to the successful implementation of the SDGs at a local level.

Over the years, various initiatives have been launched connected to the SDGs and, in 2021, a localization project was launched to understand how the projects, events and actions developed by the municipality contribute to achieving the goals set by the UN.

In May 2022 "SDGs, Action!" was also held here, the municipality's employees, together with external participants, collaborated to define the main SDGs with potential to have the greatest impact on Cascais, based on the work and projects that have been developed. This exercise resulted in 5 priority SDGs for Cascais City Council:



**Figure 1** | Priority SDGs



## 2.1 Localization

The goals set by the UN were created to promote action by countries with a view to global collaboration. The difficulty arises when trying to apply these global measures at the local level, where some of the challenges that each goal sets out to solve do not fit the response given by the municipality.

To assess how Cascais' projects contribute to achieving the global goals set, it is required to adapt the targets set to ones that reflect action at a local level.

---

Locating the SDGs is a framework that helps local and regional governments define, implement and monitor strategies to achieve the sustainable development goals.<sup>3</sup>

---

This work is carried out together with the teams in each thematic area, firstly by mapping the targets that best fit the municipal reality and secondly by identifying the metrics that best reflect the actions taken in Cascais.

We believe that involving each employee actively contributes to the development of the work done meeting the SDG targets. In this sense, each thematic area is included in the localization process, building a complete local mapping using the various skills acquired.

The localization process proceeded in two phases, the first in 2021, during which three departments were consulted, and a second extended to six more areas of the council, which began in January 2024.

### 2.1.1 What have been done

In 2021, the Municipality of Cascais began by providing training sessions for employees, so that they could understand the SDGs, appreciate their role in implementing the defined goals and consider the targets to be adopted to achieve the 2030 Agenda.

This initial training session was particularly important for raising awareness among employees of the City Council and Municipal Companies on their role in the topic.

The aim was to share knowledge with and among employees, provide them with the necessary tools and make them aware of the importance of their current knowledge of Cascais and how it can make a positive contribution to the population's quality of life.

<sup>3</sup> <https://urban.jrc.ec.europa.eu/sdgs/?lng=en>

During the training, participants were asked to identify the main SDGs for Cascais, i.e. considering their work experience and daily activities, which goals were most relevant and had the greatest impact.

Following these exercises, the process of locating the SDGs by Education, Environment, Mobility and Transport areas began.

Each area individually assessed the 17 SDGs and their respective targets so that Cascais municipality employees could understand the focus given to each theme, how the various topics interconnect and which goals and challenges are most relevant to them.

The localization process followed two phases. The first, carried out in 2021, included listening to three areas:

- Education
- Mobility and Transport
- Environment

Employees and managers in these areas were therefore asked to:



### **1<sup>st</sup> Step — Classify**

The target, as presented applies to Cascais?

---



### **2<sup>nd</sup> Step — The golden rule**

For the targets that do not apply, are there any minor changes that can make the target suit the reality of the municipality

---



### **3<sup>rd</sup> Step — Review and Replace**

Change the language and review the target so that it reflects the context of Cascais

---



### **4<sup>th</sup> Step — New Targets**

Create any new targets require to ensure no one is left behind

---



### **5<sup>th</sup> Step — Validate results**

Validate all targets to ensure they are aligned with the political commitments established and the community needs

---

The work carried out resulted in the achievement of 11 of the 17 Sustainable Development Goals, in a total of 98 targets adapted to Cascais, materialized in 241 indicators.

Thematic area	Education	Mobility and Transportation	Environment
Number of SDGs analysed	3	3	10
Number of targets adapted to Cascais	43	15	40
Number of indicators adapted to Cascais	66	91	84

**Table 1** | Targets and metrics 2023

## 2.1.2 What we are currently doing

Adapting targets, creating metrics and filling in data is an ongoing process that requires flexibility and adaptation to the challenges that arise with practical experience. Throughout 2023, monitoring the selected metrics brought some difficulties associated with the variety and detail of the indicators identified.

The difficulties experienced in obtaining and analyzing the data lead to the need to adjust the metrics according to current needs and realities. This dynamic approach guarantees the relevance and effectiveness of the metrics defined in measuring performance and making strategic decisions.

In 2023, there was the need to narrow down the metrics that were initially identified to a set of more easily monitorable indicators.

The process began with a review of the metrics defined in 2021 to identify and eliminate redundancies and select the most relevant indicators for each SDG. This work resulted in a reduction of the initial targets to 41 targets and 127 metrics.

2024		
	Targets	Metrics
Total	41	127

**Table 2** | Targets and metrics 2024

This new selection means that the work carried out in 2024 should follow the same rationale, always seeking to simplify the total number of metrics to be monitored.



During the first half of 2024, the localization process was extended to four new areas of the municipality: Social Action, Health, Sport and Physical Activity and Youth.

The localization process followed the same logic carried out in 2021, with an initial mapping from each area, now reviewed by the Systemic consultancy team. Once again, where required, targets were adapted or added to better reflect the local context.

This process was followed by joint reflection to identify the most relevant indicators for achieving each target.

<p><b>1. Kick-off (30-60min – online meeting)</b></p> <ul style="list-style-type: none"> <li>• Framework and context of the SDG Localization process.</li> <li>• Explanation of the steps to be taken (including examples)</li> <li>• Clarification of doubts</li> <li>• Sending information for consultation (PTT)</li> </ul>
<p><b>2. Team Feedback (+/- 10 days – internal work)</b></p> <ul style="list-style-type: none"> <li>• Identify the SDGs to which the projects contribute</li> <li>• Set Goals - classify, adapt and add to them</li> </ul>
<p><b>3. Workshop (+/- 2h – face-to-face brainstorming)</b></p> <ul style="list-style-type: none"> <li>• Validate targets</li> <li>• Identify metrics</li> </ul>

**Figure 2** | Localization methodology

Below are some examples of the global targets adapted to the municipality's context.

Social work	
Global Target	Adapted Target
11.7 By 2030, provide universal access to safe, inclusive, accessible and green public spaces, particularly for women and children, older people and people with disabilities	11.7 By 2030, provide universal access to adequate housing and safe, inclusive, affordable and green social facilities, particularly for women and children, older people and people with disabilities, so that everyone can enjoy the space provided
16.8 Expand and strengthen the participation of developing countries in global governance institutions	16.8 Expand and strengthen the participation of social economy organizations in local governance



## Sport and Physical Activity

### Global Target

3.4 By 2030, reduce premature mortality from non-communicable diseases by one third through prevention and treatment, and promote mental health and well-being

### Adapted Target

By 2030, reduce premature mortality by a third, ensuring a healthy life and promoting well-being for all at all ages.

## Saúde

### Global Target

1.3 Implement, at national level, adequate social protection measures and systems, for all, including thresholds, and by 2030 achieve substantial coverage of the poorest and most vulnerable

### Adapted Target

3.10 Implement, at municipal level, adequate social protection measures and systems for all, with a focus on the most vulnerable populations

### Added Target

Strengthening health literacy in the school community through educational programs with participatory and dynamic methodologies.

## Youth

### Global Target

14.1 By 2025, prevent and significantly reduce marine pollution of all kinds, especially from land-based activities, including marine debris and nutrient pollution.

### Adapted Target

14.1 By 2025, prevent and reduce marine pollution of all kinds, especially from land-based activities, including marine debris and nutrient pollution.

15.2 By 2020, promote the implementation of sustainable management of all types of forests, halt deforestation, restore degraded forests and substantially increase afforestation and reforestation efforts globally.

15.2 By 2020, promote the implementation of sustainable management of all types of forests, halt deforestation, restore degraded forests and substantially increase afforestation and reforestation efforts.

Finally, after all the areas had been consulted, a final revision was made with a view to grouping the several metrics that contribute to each target into one in order to simplify monitoring in subsequent years.

## 2.2 Initiatives 2023

In 2023, our municipality supported several initiatives in line with the SDGs. These actions demonstrate local dynamism and the desire to contribute to more sustainable development.

The projects implemented promote the protection of water and marine life, the fight against inequalities, promotion of inclusion and sustainable production and consumption.

These initiatives are clear examples of community spirit, the active involvement of citizens and the role that everyone plays in creating a more sustainable environment.

### Platform SDGs Local

Its aim is to monitor the progress of municipalities in relation to the SDG targets. The platform makes it possible to map and share innovative and sustainable practices that contribute to achieving the SDGs.

In 2023, the Environmental Transition and Sustainable Development Division began entering Good Practices (projects developed by the municipality) on this platform to feed its content. The municipality currently has 98 good practices, and 52 projects available on the platform.

In 2023, Cascais will receive the Best Municipal Performance label.





## Maré Viva

Maré Viva is a youth volunteer program created by the Cascais City Council, whose mission is to provide basic services in terms of prevention, surveillance and safety on the beaches of Cascais.

### Objectives

- To contribute to the general well-being and safety of users of the municipality's beaches, promoting better use of that space and preventing risk situations.
- To make users and participants aware of issues related to improving the environment
- To provide users with useful information on tourism, the environment, public health and other municipal issues
- To promote healthy leisure activities for young people, mobilizing them to serve the community

This year, 2023, the SDGs on the Beach project gathered 1.687 youngsters who gave free rein to their creativity and raised awareness of the 17 Sustainable Development Goals at 10 Maré Viva stations.

### SDG 2 - Zero hunger

Volunteers brought all types of food, from healthy food to sweets and snacks, to share with the group. In some cases, the food was shared between the different beaches.

### SDG 9 - Industry, innovation and infrastructure

The Maré Viva program gives people with reduced mobility the opportunity to go to the beach in a more accessible way, through Tiralô space, which has sun loungers, hats and a chair adapted for sea bathing.

### SDG 10 - Reduced inequalities

Volunteers created a box so that anyone could donate toys to be distributed to families in need.

### SDG 11 - Sustainable cities and communities

Since sustainability is connected to some of the activities and tasks promoted by the program, volunteers have created some objects that enable an environmentally friendly attitude. Examples include the creation of yellow recycling bins made from reused cardboard boxes.

### **SDG 14 - Life bellow water**

During Maré Viva program, several awareness-raising activities were carried out by creating phrases related to life in the water to decorate the stations and at the same time raise users' awareness.

### **SDG 15 - Life on land**

Throughout the three months of the program, different cleaning activities were held, not only on the beach areas, but also in their surroundings, namely bushes and parking lot beds.

The municipality promoted a series of projects in local schools, directly involving students and teachers. These initiatives focused on topics such as environmental awareness and the Sustainable Development Goals, encouraging a culture of sustainability from an early age. With practical and educational activities, the projects aimed to empower young people to be agents of change, strengthening the community's commitment to the environmental future.

## **Cascais Environmental Education and Awareness Program**

Cascais Environmental Education and Awareness Program aims to collaborate with schools in promoting values and skills that foster a change in attitudes towards Education for Sustainable Development, preparing young people to exercise participatory and conscious citizenship.

With a multidisciplinary range of activities, carried out in the classroom, outside the schools or in spaces around Cascais, the Cascais Environmental Education and Awareness Program aims to be a fundamental tool in the students' learning process in the areas of Environmental Sustainability, Climate Change, Circular Economy, Sustainable Consumption, Biodiversity, Oceans and Energy, duly framed with the school community's collective commitment to the sustainability of the Planet, in accordance with the goals of the Sustainable Development Goals defined at municipal level.

In 2022, Cascais City Council began to include in the Environmental Education and Awareness Program (PESA) the identification of the SDGs and how they contribute to each school activity.

### **Goals**

- Promote Education for Sustainable Development through didactic activities aligned with the curricular goals established for the current academic year
- Encourage the integration of cross-cutting themes within Citizenship Education, considering the guidelines of the Environmental Education for Sustainability Framework
- Strengthen the principles of the "National Environmental Education Strategy" in schools across Cascais
- Foster the promotion of the Sustainable Development Goals
- Value the various natural spaces and Environmental Education facilities within the municipality, recognizing their importance in environmental sustainability and improving the quality of life in the region





## Let's start! Embracing the SDG's

In Cascais, everyone can learn and contribute to the transformation towards a more sustainable future. This year, we challenged schools in the municipality to integrate the United Nations' Sustainable Development Goals (SDGs) from the 2030 Agenda into their curricular plans, teaching networks, and pedagogical projects. The goal was to move beyond theory to implement practices that transform school management and physical spaces, fostering greater sustainability.

The project reached 20 classes (3rd cycle and secondary levels in Cascais' public education system), involving a total of 560 students.

### Objectives

- Encourage the integrated approach of the SDGs within education systems
- Highlight the importance of Education for Sustainable Development (ESD) as part of school curriculum
- Inspire students to think, feel, and act in alignment with the local and global movement towards achieving the SDGs

- Raise awareness within the school community about the significance of transformative actions — both individual and collective — at the local level to achieve the SDGs and uphold human rights worldwide



As a means of fostering this connection with the community, an email address was created to allow the public, schools, or companies to ask questions or directly contact the Division of Environmental Transition and Sustainable Development, responsible for the 2030 Agenda and SDGs in the municipality of Cascais. [cascais2030@cm-cascais.pt](mailto:cascais2030@cm-cascais.pt)

# 3

## Where we are today (2023)

3.1 The SDG Bbalance Sheet

3.2 City Council Meetings

3.3 Projects with co-financed funds

3.4 Financial allocations



As a result of the work carried out in 2021, the municipal departments are now well-informed about the commitments associated with the SDGs and the importance of this agenda. Employees are motivated to integrate these goals into their daily responsibilities and actively contribute to the creation of a local model for sustainable development.

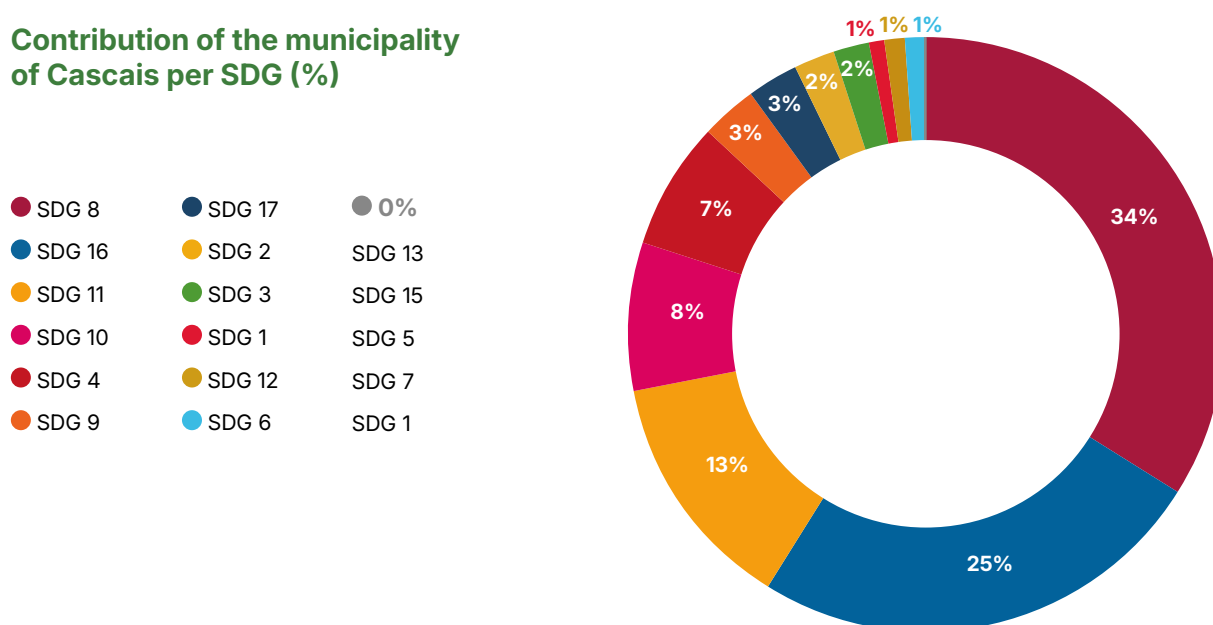
The Municipality of Cascais manages a diverse range of projects, many of which intersect with various SDG targets. It is also common to identify projects from different departments contributing to the same target or even a shared indicator.

### 3.1 The SDG Balance Sheet

The investment made by the municipality in projects linked to sustainable development serves as a strong indicator of its commitment.

The SDG Balance Sheet is a tool leveraged by the Municipality of Cascais to categorize the projects and initiatives it supports according to the SDGs they contribute to. This enables an evaluation of the municipality's financial contribution towards achieving each of the Sustainable Development Goals outlined in the 2030 Agenda.


**Contribution of the municipality of Cascais per SDG (%)**



**Figure 3** | Contribution of the Municipality of Cascais per SDG

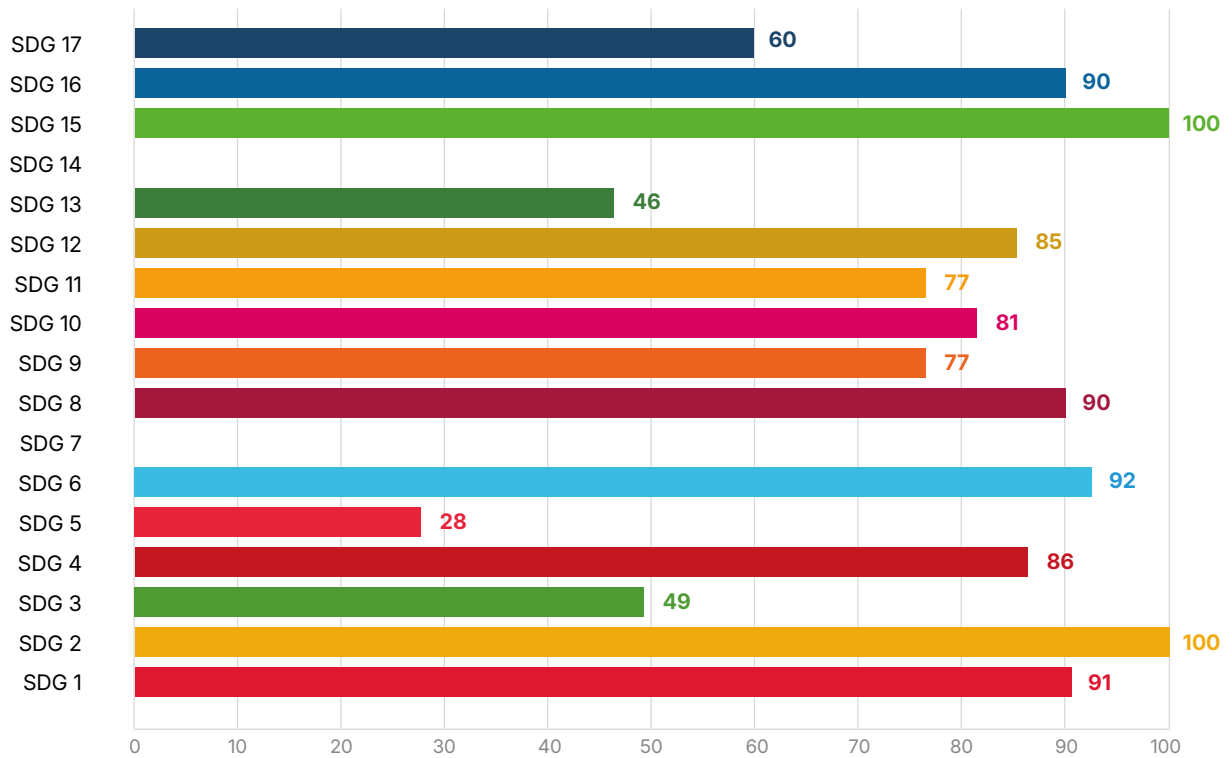


The main findings of the 2023 SDG Balance Sheet reveal that the Municipality of Cascais supported a total of 833 projects, initiatives, and actions related to the SDGs. From a financial perspective, Goals 8, 16, 11, 10, and 4 were identified as the most significant, collectively receiving 87% of the total funding, which amounted to 280 227 554€.



**Figure 4** | Investment by SDG

### Execution Rate (%)



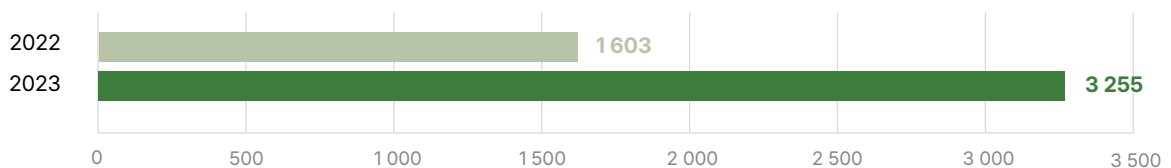
**Figure 5** | Execution rate of the balance sheet

Considering the execution rate of the commitments made by Cascais per SDG, goals 2 and 15 stand out as having been fully achieved (100%). SDGs 1, 4, 6, 8, 10, 12, and 16 also have a compliance level above 80%.

## 3.2 City Council Meetings

In 2023, the number of proposals to City Council Meetings related to the SDGs increased by 103%, totaling 3 255 proposals made this year. This increase reflects the municipal executive's commitment to the SDGs and the perception that sustainable development is a unifying theme among municipal representatives.

### Proposals to the City Council meeting related to the SDGs



**Figure 6** | Proposals to the City Council meeting related to the SDGs



### 3.3 3.3 Projects with co-financed funds

In 2023, Cascais City Council covered 70% of the value of co-financed projects related to the SDGs.

Graph 4 shows the distribution of the 71 co-financed projects by the Sustainable Development Goals they aim to promote.

Reading the graph suggests that, in 2023, the projects co-financed by the City Council are almost perfectly aligned with the SDGs defined as priorities for Cascais, where most co-financed projects relate to SDGs 1, 10, 11 and 15.

#### Projets with co-financed funds per SDG

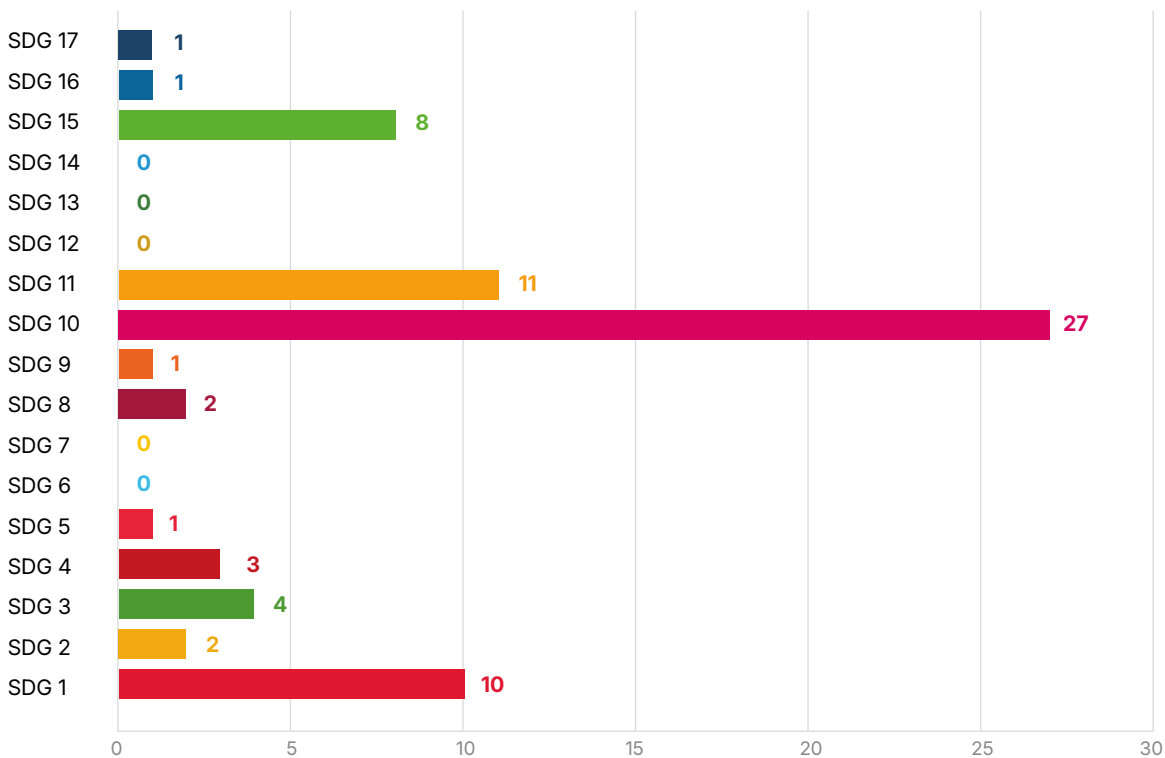


Figure 7 Cofinanced projects by SDG

Chart 5 breaks down the co-financed amount by SDG, in relation to the total cost of the respective projects.

The SDGs associated with the highest investment are SDGs 1, 3, 4, 10, and 11, which are also the goals for which the City Council's contribution is higher.

## Cofinanced projects

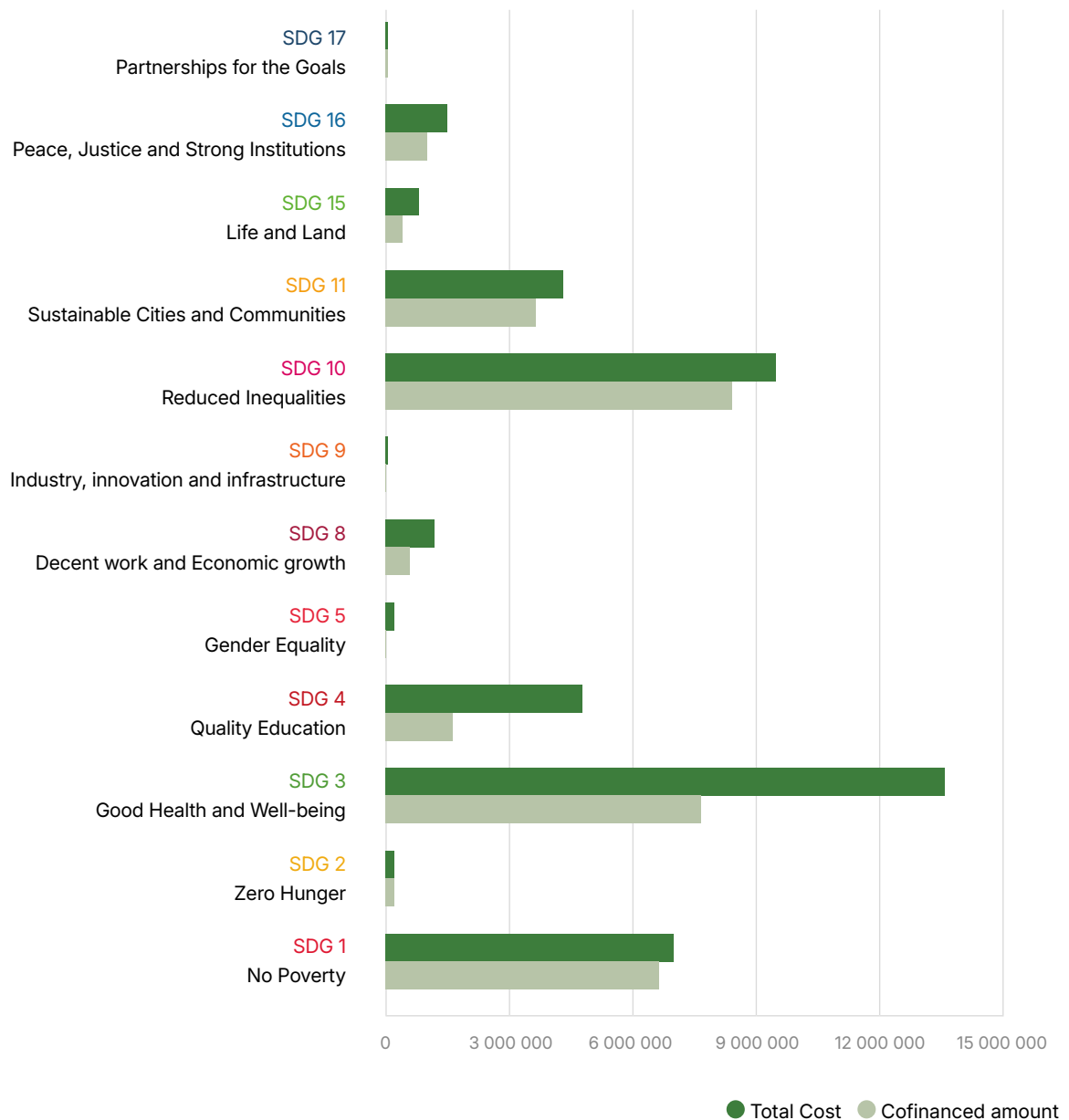


Figure 8 | Cofinanced amounts per SDG

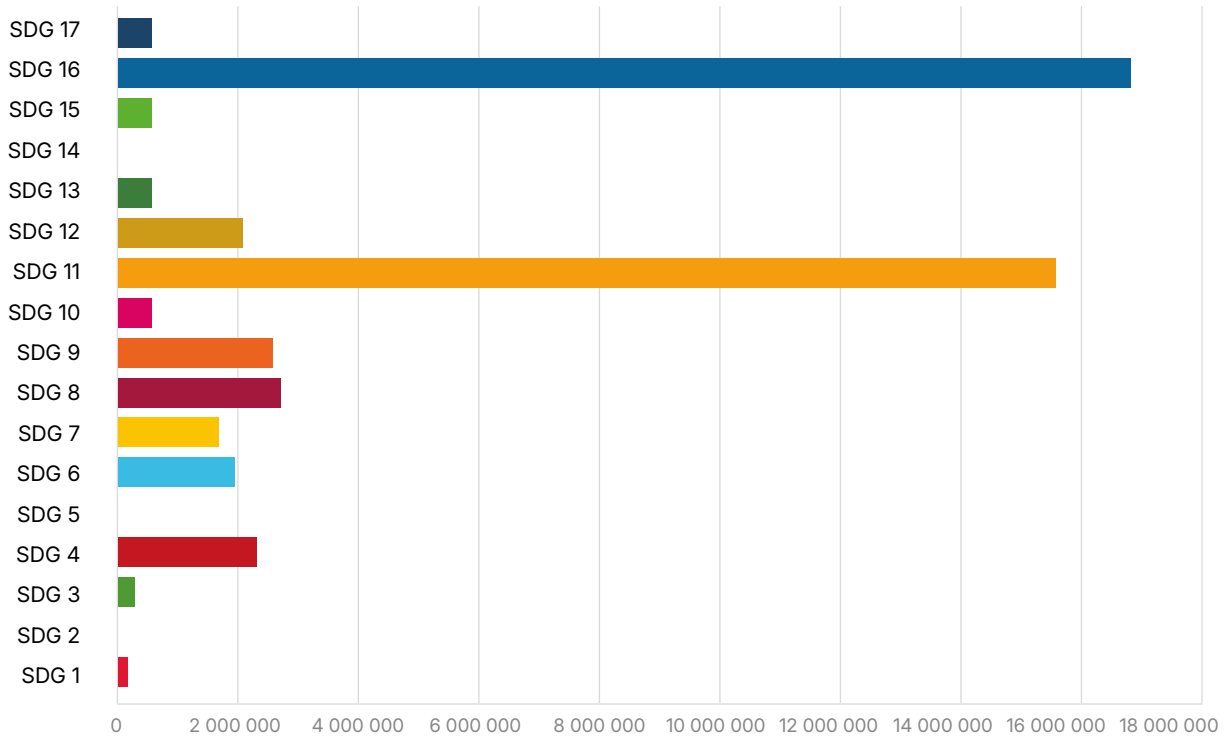
## 3.4 Financial allocations

Chart 6 reflects the relationship between the City Council's financial allocations and the 17 SDGs. The distribution of funding by SDG provides an insight into the degree of alignment of local policies with global challenges, such as climate change mitigation or the promotion of social inclusion.

In 2023, the City Council's contribution was mainly focused on projects related to SDGs 11 and 16, although it covered most of the goals defined by the UN.



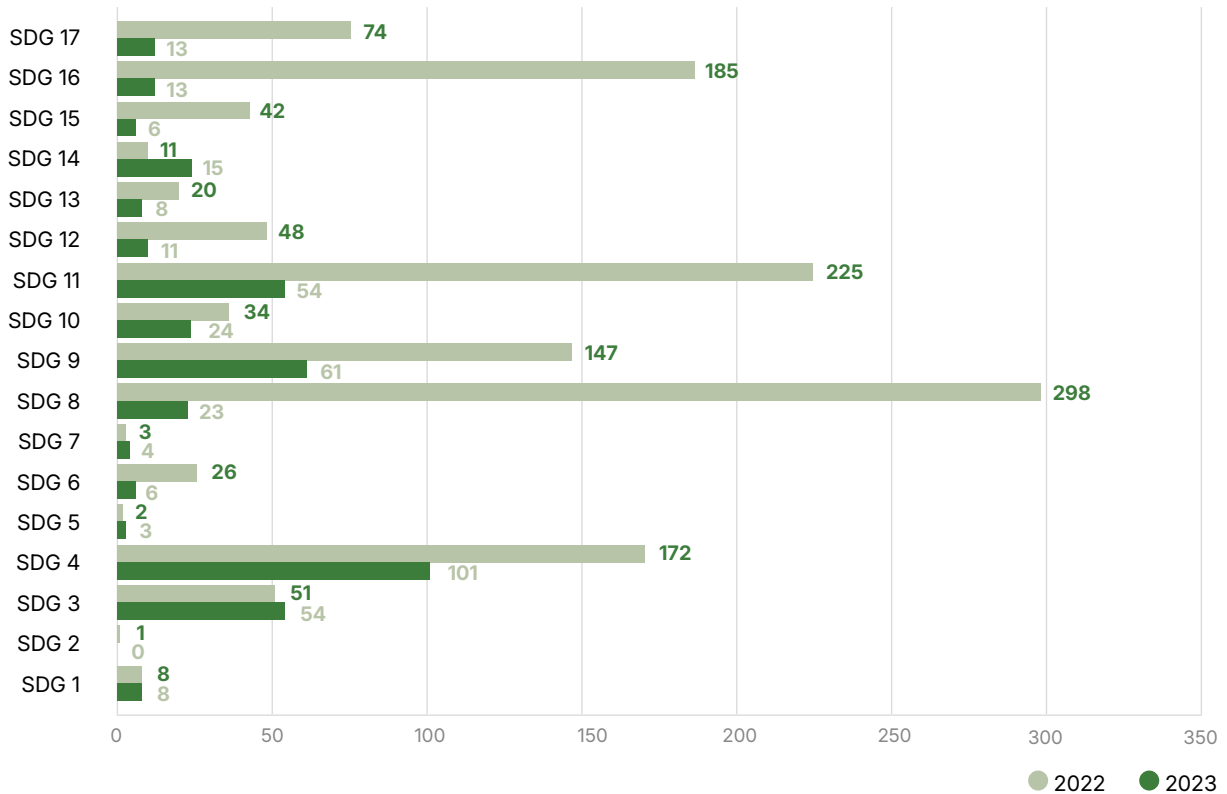
### Financial allocation per SDG



**Figure 9** | Financial allocation per SDG

The described investment supported a total of 1.430 acquisitions, 94% of which are associated with the SDGs. The following chart shows the number of financial allocations by SDG in 2022 and 2023.

### Allocation per SDG



**Figure 10** | Allocation per SDG

4

## **Work developed by thematic area**

---

The metrics defined in 2021 are currently being monitored to frame the role of Education, Environment, and Mobility departments in promoting sustainable development. In this chapter, we analyze the results achieved in 2022/2023 and the evolution compared to the first local report.

---

## 4.1 Education

Education has a particularly relevant contribution to SDG 4.

In 2023, the department continued its environmental education actions in schools, carrying a total of 1 488 activities throughout the year.

The metrics related to the percentage of young people completing secondary education and the percentage of children attending preschool for free also remained unchanged.

**93%**

Youth completing  
high school

**35%**

Children enrolled  
in day care for free

**1 488**

EA activities  
organized

## 4.2 Mobility and Transports

The contribution of Mobility and Transports area primarily focuses on SDGs 9, 10, and 11.

In SDG 9, the contribution to target 9.1 is evident through the focus on low-carbon mobility. Specifically, regarding bike lanes, there was a 3% increase in the number of bikeable kilometers.

It is also worth noting that over the two years, 106 pedestrian crossings were renovated to improve walking mobility.

The number of smart parking spaces with sensors remained unchanged, with 6 993 spaces registered in 2022.



## Target 9.1 | Bike lanes(Km)

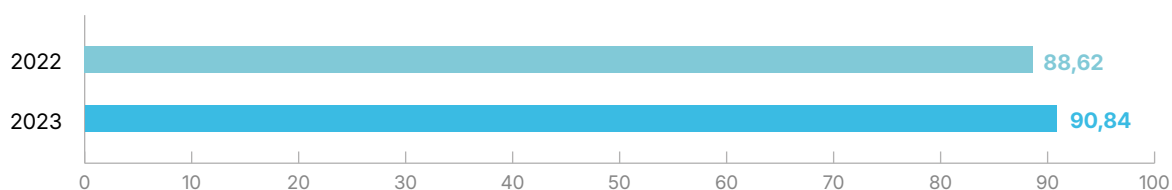


Figure 11 | Bike lanes

The contribution of this area to SDG 10 'Reduce inequalities' is reflected in the territorial coverage of transport and the availability of free passes. In 2023, 61 432 "Viver Cascais" passes were distributed, marking a 19% increase compared to 2022.

## 10.2 | Number of cards "Viver Cascais" (resident, student, work)

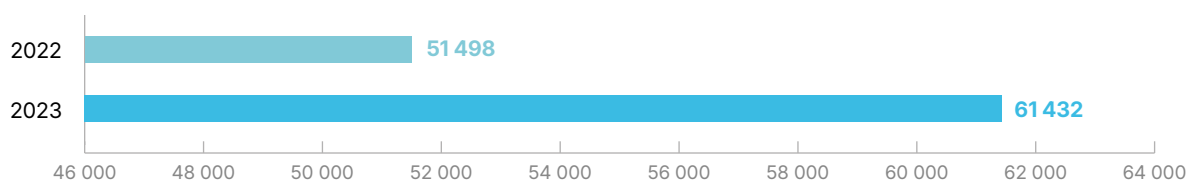


Figure 12 | Number of cards "Viver Cascais"

The parish with the best territorial coverage is Carcavelos and Parede, with almost 100% of the territory accessible by public transport. Cascais and Estoril, as well as São Domingos de Rana, also have transport coverage above 70%. However, Alcabideche still requires some intervention in terms of access.



The contribution of the mobility and transport area to SDG 11 'Sustainable Cities and Communities' is evident in the total number of buses with wheelchair access and the availability of green spaces per inhabitant – 1.66m<sup>2</sup>/inhabitant.



Also noteworthy is the work done in expanding the public transport system, represented by the increase in the number of seats per kilometer available. Seat.km (LKM) indicates the transport offered corresponding to the number of kilometers traveled per seat (i.e., vehicle capacity). For example, a 10km journey made by a vehicle with 80 seats produces 800 L.km).

### Number of seats per Km created (LKM)

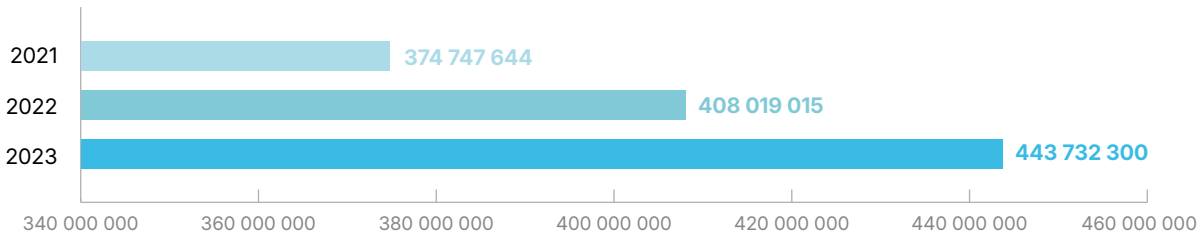


Figure 13 | Number of seats per Km created

## 4.3 Environment

The environmental section contributes significantly to several SDGs, including Goal 12 – Responsible Consumption and Production.

Its contribution to SDG 2 stands out in agriculture production and the volume donated to solidarity institutions.

In 2023, four more garden plots were allocated, bringing the total to 730 municipal gardens.

The production volume from the Brejos and Pisão gardens amounted to 21 709 kg in 2023, a decrease of 11% compared to the previous year. Nonetheless, the volume donated to social solidarity institutions increased by 33%, as shown in Chart 12.

### Target 2.1 | Production volume from the Brejos and Pisão gardens (kg)

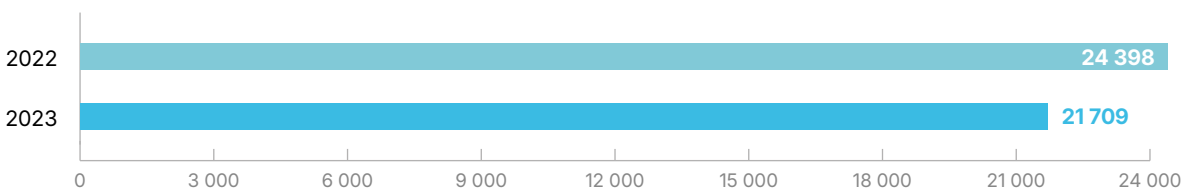


Figure 14 | Production volume from the Brejos and Pisão gardens (kg)

### Target 2.1 | Annual volume of vegetables donated to social solidarity institutions (kg)

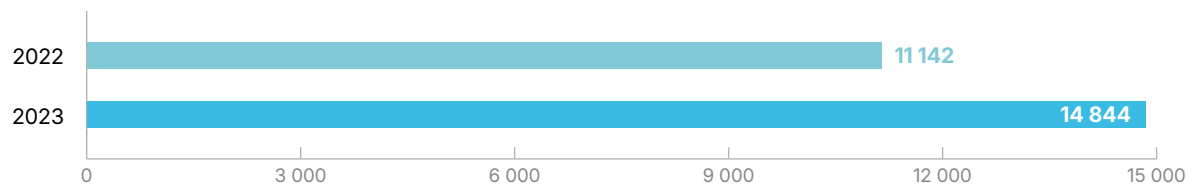


Figure 15 | Annual volume of vegetables donated to social solidarity institutions (kg)

The municipality of Cascais has demonstrated consistent action towards achieving target 6.4 'By 2030, substantially increase water-use efficiency and ensure sustainable water use' through investment in water intelligence systems.

In 2022, the invested amount reached the highest recorded value of 103 392€, and in 2023, it returned to the value of 32 303€, a figure closer to the investments made in 2020 and 2021.

### target 6.4. | Amount invested in hydric intelligence systems (€/year)

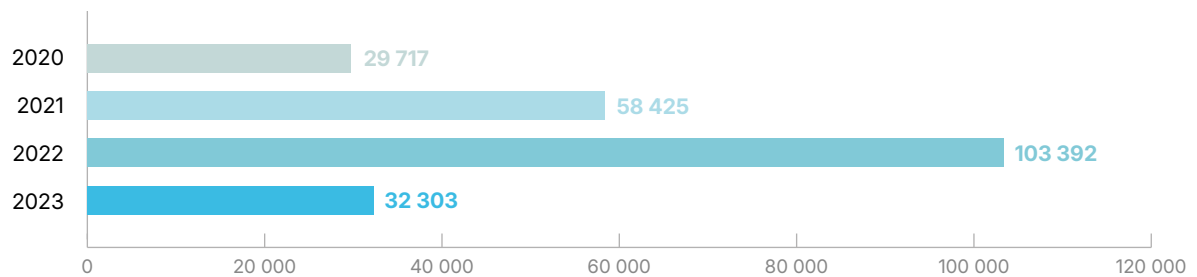


Figure 16 | Amount invested in hydric intelligence systems (€/year)

In the context of the circular economy, SDG 12, the environment area stood out in 2023 for the increase in the amount of food waste collected, as part of an ongoing effort since 2020.

### 12.3. | Amount of leftover food collected (ton)

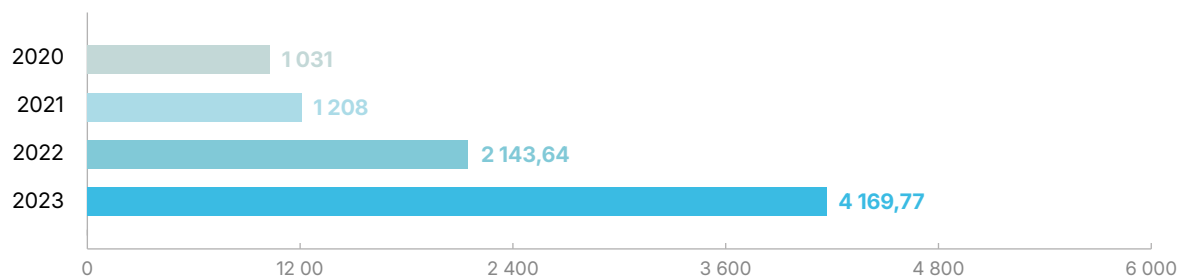


Figure 17 | Amount of leftover food collected (ton)



The contribution of this area to SDG 13 was reflected in 2022 and 2023 through the number of environmental education (EA) activities, with a total of 776 activities over the two years, and the amount invested in actions under the Action Plan for Adaptation to Climate Change (PAAACC).

Over these two years, the amount totaled 184 054€ with a 389% increase in investment in 2023 compared to 2022.

### 13.3. | Number of activities organized

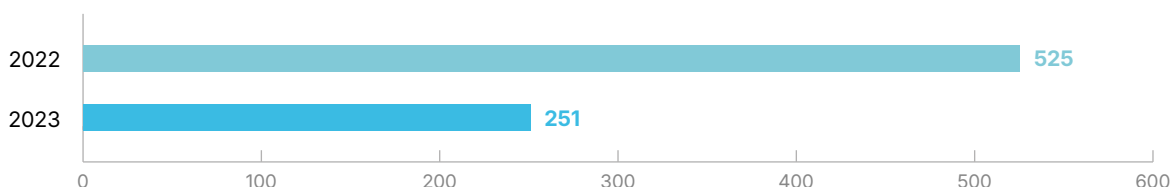


Figure 18 | Environmental Education activities organized

### 13.a. | Amount invested annually in PAAACC (euros)

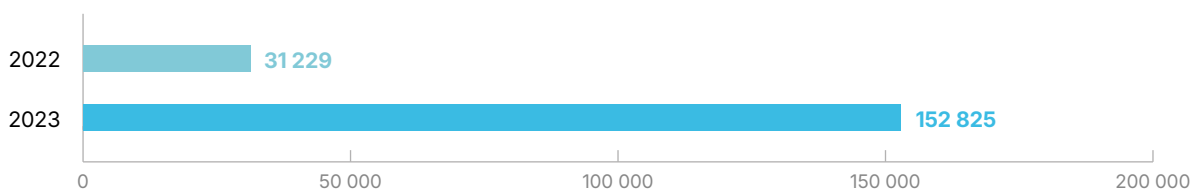


Figure 19 | Amount invested in PAAACC

SDG 14 reflects the need to care for rivers, seas, and oceans. This goal is particularly important in a municipality like Cascais, recognized for its beautiful 30km coastline.

Our action within SDG 14 is related to promoting environmental education and monitoring activities, so we added a new target to better reflect the work carried out: 'Promote environmental education and monitoring actions on marine ecosystems, raising awareness about marine litter and the adoption of good environmental practices.' The associated indicators should reflect the total number of actions carried out and the number of people reached.

In 2022 and 2023, a total of 276 environmental education and marine ecosystem monitoring actions were carried out, reaching 12 617 residents.

### Number of initiatives organized (including monitoring, cleaning, or others)

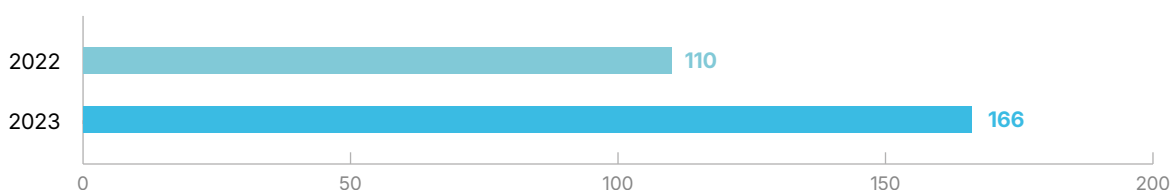
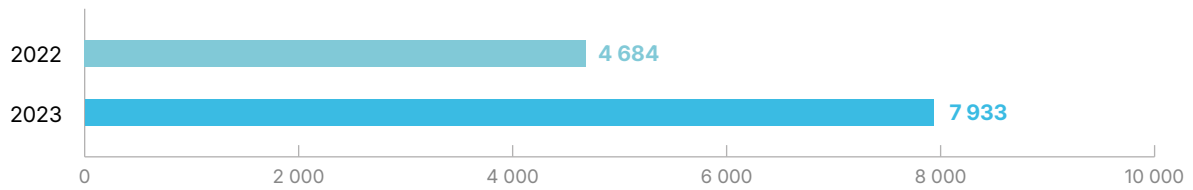


Figure 20 | Number of initiatives organized

## Number of people reached



**Figure 21** | Number of people reached

Monitoring of bathing water quality is also a key focus for the municipality of Cascais, with 92% of the analyzed area receiving an 'excellent' classification in 2022.

**77%**

Percentage of bathing water classified as Excellent at **2023**

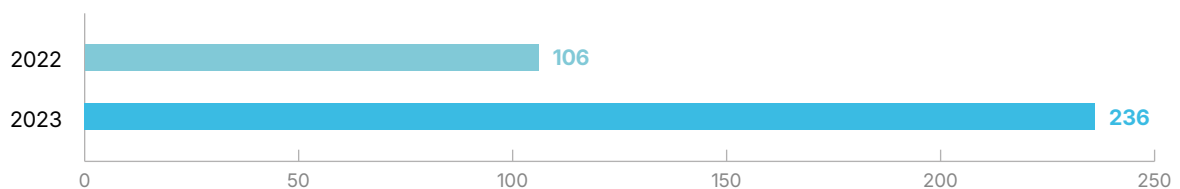
**92%**

Percentage of bathing water classified as Excellent at **2022**

Our contribution to the protection of terrestrial life is of relevance due to the richness of the Sintra-Cascais Natural Park.

In 2022 and 2023, 342 hectares of the natural park were intervened to ensure the conservation of the ecosystems present.

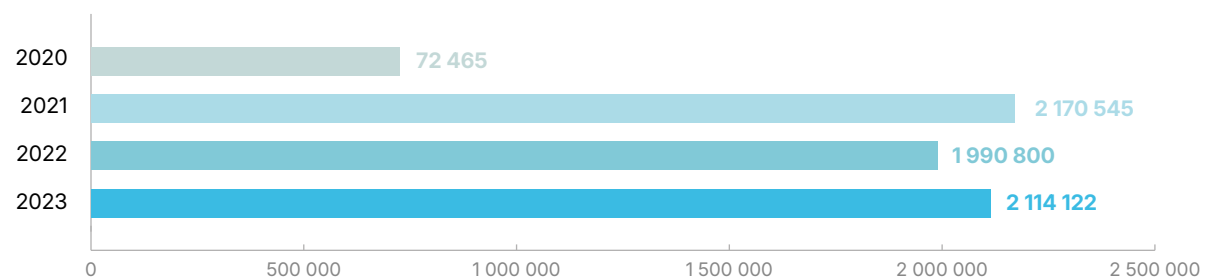
### 15.1. | Area under intervention/year (ha)



**Figure 22** | Area under intervention

Target 15.1 also considers the recovery and sustainable use of inland freshwater ecosystems, a goal aligned with the municipality's activity, which, since 2021, has seen investments of around 2 000 000€ in the rehabilitation of streams.

### 15.1. | Amount invested in rehabilitating water streams(€/year)



**Figure 23** | Amount invested in rehabilitating water streams



5

# **Our commitment to the future**

---

The work developed so far, detailed in this report, has provided us with the knowledge and motivation to continuously improve our process of aligning with the SDGs. The 'Inside-Out' methodology applied has allowed us to gain a deeper understanding of the SDGs through awareness-raising actions directed at all municipal employees and municipal companies.

---

This close relationship with employees is rooted in the DNA of the City Council, as well as the rest of the community. Additionally, with the aim of exerting greater influence, teachers and students were also made aware of the importance of the SDGs through specific actions carried out in schools.

The next steps will include completing the 'SDG Localization' process and monitoring metrics and data related to the SDGs to optimize the different areas of intervention. We will continue to share the projects carried out, the financial investments, and funds conceded.

With the support and political will of the Municipal Executive, the implementation of the SDGs in Cascais will enable coordinated action to address the identified challenges, thereby promoting a significant improvement in the quality of life in the municipality, based on broad partnerships and the active participation of all: citizens, businesses, civil society organizations, educational institutions, and the media.

It is also expected that the SDGs will strengthen and guide investment, serving as a tool to support the strategy and vision for Cascais' future development.





## Index for Figures and Tables


### Figures

<b>Figure 1</b>   Priority SDGs	11
<b>Figure 2</b>   Localization methodology	15
<b>Figure 3</b>   Contribution of the Municipality of Cascais by SDG	23
<b>Figure 4</b>   Investment by SDG	24
<b>Figure 5</b>   Execution rate of the balance sheet	25
<b>Figure 6</b>   Proposals to the City Council meeting related to the SDGs	25
<b>Figure 7</b>   Cofinanced projects by SDG	26
<b>Figure 8</b>   Cofinanced amounts per SDG	27
<b>Figure 9</b>   Financial allocation per SDG	28
<b>Figure 10</b>   Allocation per SDG	28
<b>Figure 11</b>   Bike lanes	31
<b>Figure 12</b>   Number of cards "Viver Cascais"	31
<b>Figure 13</b>   Number of seats per Km created	32
<b>Figure 14</b>   Production volume from the Brejos and Pisão gardens (kg)	32
<b>Figure 15</b>   Annual volume of vegetables donated to social solidarity institutions (kg)	33
<b>Figure 16</b>   Amount invested in hydric intelligence systems (€/year)	33
<b>Figure 17</b>   Amount of leftover food collected (ton)	33
<b>Figure 18</b>   Environmental education activities organized	34
<b>Figure 19</b>   Amount invested PAAACC	34
<b>Figure 20</b>   Number of initiatives organized	34
<b>Figure 21</b>   Number of people reached	35
<b>Figure 22</b>   Area under intervention	35
<b>Figure 23</b>   Amount invested in rehabilitating water streams	35

### Tables

<b>Table 1</b>   Targets and metrics 2023	14
<b>Table 2</b>   Targets and metrics 2024	14





[cascais.pt](http://cascais.pt)